




Oval Steet Paddle

Project Information

Name / Location: _____ / _____
 Type / Quantity: _____ / _____
 Sold to: _____
 PO#: _____

Approvals

Perspective



—15'
—14'
—13'
—12'
—11'
—10'
—9'
—8'
—7'
—6'
—5'
—4'
—3'
—2'
—1'

Lettering Size & Placement

AS-360-8-CB	
6"	MAX 10 CHARACTERS (6" = 10%)
5"	MAX 13 CHARACTERS (5" = 7.7%)
4"	MAX 16 CHARACTERS (4" = 6.25%)
3"	1 ROW: MAX 22 CHARACTERS (3" = 4.5%) 2 ROW: MAX 20 CHARACTERS PER ROW (3" = 5%)
2"	1 ROW: MAX 34 CHARACTERS (2" = 2.9%) 2 ROW: MAX 32 CHARACTERS PER ROW (2" = 3.125%)
AS-300-6-CB	
5"	MAX 9 CHARACTERS (5" = 11%)
4"	MAX 12 CHARACTERS (4" = 8.3%)
3"	MAX 18 CHARACTERS (3" = 5.5%)
2"	1 ROW: MAX 38 CHARACTERS (2" = 3.6%) 2 ROW: MAX 38 CHARACTERS PER LINE (2" = 3.6%)
RHEP	
3"	MAX 10 CHARACTERS (3" = 10%)
2"	MAX 18 CHARACTERS (2" = 5.5%)

Specifications

Construction:

Decorative sign blades are made from heavy marine-grade aluminum castings. Available in multiple sizes with a number of style options and may be mounted using bolts or cast aluminum clamps. Contact factory for special mounting provisions.

Fasteners:

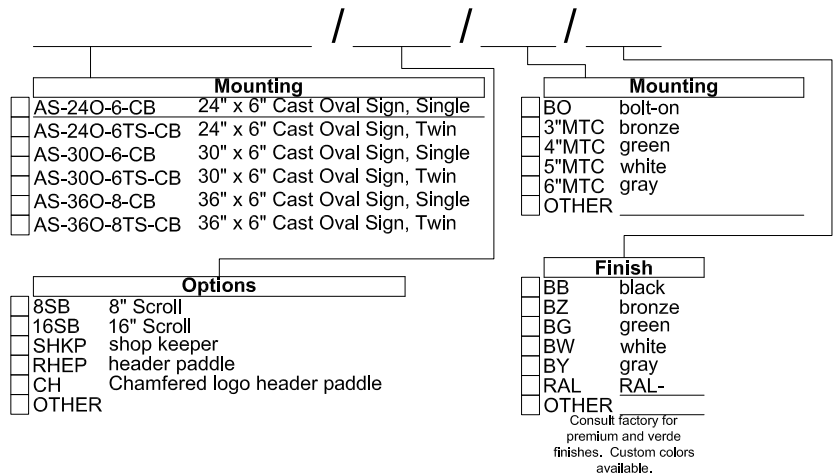
All fasteners shall be stainless steel. When tamper resistant fasteners are required, spanner HD (snake eye) style shall be provided (special tool required, available at additional cost).

Finish:

Finish shall be Beacote III polyester powdercoat electrostatically applied and thermocured. Luminares shall be subjected to chrome-free chemical pre-treatment prior to painting by full immersion process.

Ordering Example:

AS-360-8TS-CB / RHEP / 16SB / 4"MTC / BB





Oval Steer Paddle Lettering Worksheet

Project Information

Name / Location: _____ / _____
 Type / Quantity: _____ / _____
 Sold to: _____
 PO#: _____

Approvals

Lettering Worksheet

SO# _____
 DATE: _____
 JOB NAME: _____
 SIGN COLOR: _____
 QTY: _____ TYPE: _____

MOUNTING

BOLT ON:

CLAMP ON:

SIZE: 3" 4" 5" 6"

COLOR OF LETTERING BACKGROUND

SAME AS PADDLE: DIFFERENT THAN PADDLE:

IF DIFFERENT, SPECIFY LETTERING BACKGROUND COLOR HERE _____

LETTERING LOCATIONS

CONFIGURATION

A

SINGLE:

B

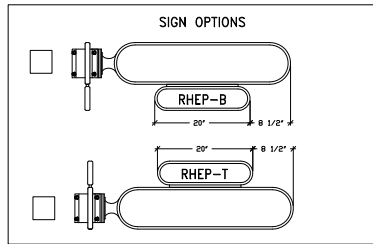
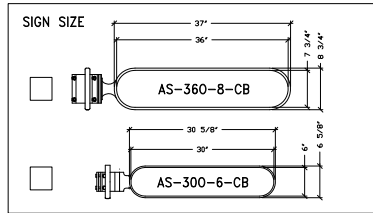
TWIN @ 90 DEGREES:

A B

TWIN @ 180 DEGREES:

*** LETTERING WILL BE PROVIDED EXACTLY AS WRITTEN, PAY SPECIAL ATTENTION TO CASE, INITIALS AND PUNCTUATION ***

SIGN A



SIGN LETTERING

SINGLE SIDED DOUBLE SIDED NONE

FONT: _____
 COLOR: _____

MESSAGE 1: _____
 LOCATION: A B C D E OPPOSITE SIDE OF PADDLE
 SIZE: 2" 3" 4" 5" 6" 1/2"
 REFLECTIVE: Y N *GRAPHIC ONLY

MESSAGE 2: _____
 LOCATION: A B C D E OPPOSITE SIDE OF PADDLE
 SIZE: 2" 3" 4" 5" 6" 1/2"
 REFLECTIVE: Y N *GRAPHIC ONLY

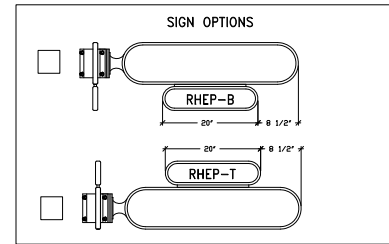
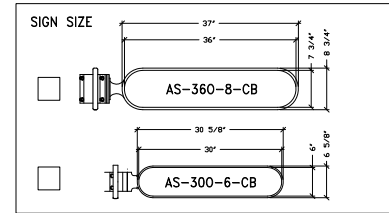
MESSAGE 3: _____
 LOCATION: A B C D E OPPOSITE SIDE OF PADDLE
 SIZE: 2" 3" 4" 5" 6" 1/2"
 REFLECTIVE: Y N *GRAPHIC ONLY

MESSAGE 4: _____
 LOCATION: A B C D E OPPOSITE SIDE OF PADDLE
 SIZE: 2" 3" 4" 5" 6" 1/2"
 REFLECTIVE: Y N *GRAPHIC ONLY

MESSAGE 5: _____
 LOCATION: A B C D E OPPOSITE SIDE OF PADDLE
 SIZE: 2" 3" 4" 5" 6" 1/2"
 REFLECTIVE: Y N *GRAPHIC ONLY

MESSAGE 6: _____
 LOCATION: A B C D E OPPOSITE SIDE OF PADDLE
 SIZE: 2" 3" 4" 5" 6" 1/2"
 REFLECTIVE: Y N *GRAPHIC ONLY

SIGN B



SIGN LETTERING

SINGLE SIDED DOUBLE SIDED NONE

FONT: _____
 COLOR: _____

MESSAGE 1: _____
 LOCATION: A B C D E OPPOSITE SIDE OF PADDLE
 SIZE: 2" 3" 4" 5" 6" 1/2"
 REFLECTIVE: Y N *GRAPHIC ONLY

MESSAGE 2: _____
 LOCATION: A B C D E OPPOSITE SIDE OF PADDLE
 SIZE: 2" 3" 4" 5" 6" 1/2"
 REFLECTIVE: Y N *GRAPHIC ONLY

MESSAGE 3: _____
 LOCATION: A B C D E OPPOSITE SIDE OF PADDLE
 SIZE: 2" 3" 4" 5" 6" 1/2"
 REFLECTIVE: Y N *GRAPHIC ONLY

MESSAGE 4: _____
 LOCATION: A B C D E OPPOSITE SIDE OF PADDLE
 SIZE: 2" 3" 4" 5" 6" 1/2"
 REFLECTIVE: Y N *GRAPHIC ONLY

MESSAGE 5: _____
 LOCATION: A B C D E OPPOSITE SIDE OF PADDLE
 SIZE: 2" 3" 4" 5" 6" 1/2"
 REFLECTIVE: Y N *GRAPHIC ONLY

MESSAGE 6: _____
 LOCATION: A B C D E OPPOSITE SIDE OF PADDLE
 SIZE: 2" 3" 4" 5" 6" 1/2"
 REFLECTIVE: Y N *GRAPHIC ONLY