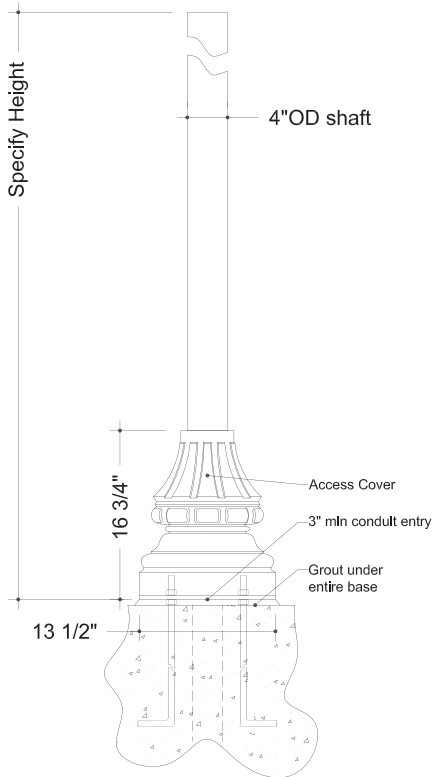


CENA

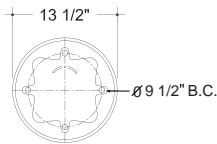
Posts & Arms | Centennial A Post

post details

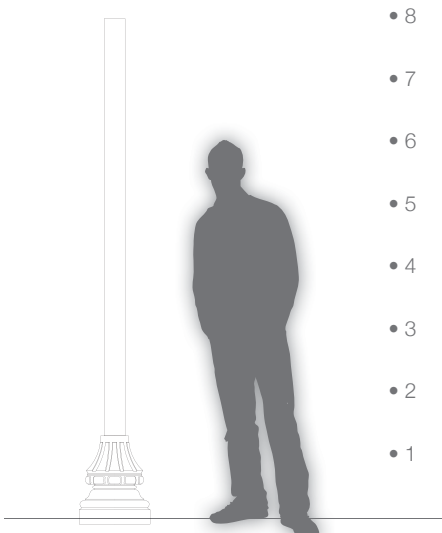


anchor base details

9 1/2" bolt circle



perspective



ordering logic

model

CENA Centennial A Post

profile

S smooth

F fluted

height

10 10'

12 12'

14 14'

16 16'

OTHER _____

shaft

4G Ø4", .125" wall thickness

4M Ø4", .188" wall thickness

4P Ø4", .226" wall thickness (S)

pole top

OT open top (for post top arm)

TN tenon (standard 3"x3")

ARC acorn finial

BAL ball finial

OTHER _____

options

GFI-IU 20AMP GFCI receptacle with painted aluminum cover

OTHER _____

color

BB black

BZ bronze

GR green

WH white

BY gray

RAL RAL _____

ordering example

CENA / S / 12 / 4G / TN / GFI-IU / BB

specifications

construction

Post shall be made from a one-piece, seamless extruded aluminum shaft welded to a cast aluminum monolithic base. A welded ground lug is accessible through the hand hole, which shall be located on the post shaft (opposite of the opening) and concealed by a formed aluminum cover. All cast aluminum parts shall be low copper alloy A356. All extruded aluminum parts shall be alloy 6061-T6. Cast aluminum bolt covers, which are mechanically attached to the base plate, are optional for this post and should be considered when a base cover will not be used. Standard fluted shaft profile shall be 12-flat flutes.

anchor bolts

5/8"x24"x3" anchor bolts, double hex nuts and flat washers shall be hot dipped galvanized steel. A bolt circle template shall be provided for installation.

vibration dampeners

Vibration dampener pads shall be provided when required by customer or deemed necessary by Beacon products. Please consult factory for bridge mounted applications.

EPA (effective projected area)

EPA is defined as (surface area X drag factor) and measured in ft². Allowable post, luminaire arm, luminaire and accessory EPAs are derived from the most current published AASHTO (American Association of State Highway and Transportation Officials) standard, currently AASHTO 2001 (50yr design life). Customer assumes all responsibility for selecting the appropriate post for installation (consult factory for assistance). Luminaire arm, luminaire and accessory EPA must be equal to or less than allowable EPA of post. Consult a professional engineer for compliance with local codes and standards.

fasteners

All fasteners shall be stainless steel. When tamper resistant fasteners are required, spanner HD (snake eye) style shall be provided (special tool required).

finish

Finish shall be Beacote V polyester powdercoat paint, electrostatically applied and thermocured. All painted surfaces shall be subjected to chemical pre-treatment prior to painting by full immersion process. Finish shall meet or exceed AAMA 2604 standards.

available EPA index

catalog #	wall thickness	nominal height	AASHTO 2001 wind zones (mph)						
			90	100	110	120	130	140	150
CENA/S/10/4G	.125"	10'	7.3	5.5	4.3	3.3	2.8	2.3	1.9
CENA/S/12/4G	.125"	12'	5.5	4.0	3.0	2.2	1.8	1.4	1.2
CENA/S/14/4M	.188"	14'	6.6	5.0	3.7	2.9	2.3	1.9	1.6
CENA/S/14/4P	.226"	14'	7.4	5.6	4.3	3.3	2.7	2.3	1.9
CENA/S/16/4M	.188"	16'	5.1	3.6	2.6	1.8	1.5	1.1	0.9
CENA/S/16/4P	.226"	16'	5.8	4.2	3.1	1.2	0.0	0.0	0.0
CENA/S/18/4P	.226"	18'	4.3	3.0	2.0	1.3	1.0	0.7	0.5
CENA/F/10/4G	.125"	10'	6.3	4.8	3.6	2.7	2.0	1.5	1.0
CENA/F/12/4M	.188"	12'	6.5	4.9	3.7	2.8	2.0	1.6	1.1
CENA/F/14/4M	.188"	14'	4.9	3.5	2.5	1.7	1.1	0.7	0.3
CENA/F/16/4M	.188"	16'	3.5	2.3	1.5	0.8	0.3	0.0	0.0

CAUTION: Consult factory for structural approval prior to attaching banners or other appendages. Warranty void if pole is cut, welded, drilled or otherwise modified outside Beacon factory.